

EX9520/A/R/AR

Quick manual

Features

Input: RS-232 protocol

Output: RS-485 protocol (two wire, D+, D-)
RS-422 protocol

Speed: "AutoPro" designed

Auto switching baudrate, 300-115200 Bps

256 modules max. in one RS-485 network without repeater

3000V opto-isolation

Multiple Baudrate; Multiple Data Format

Communication distance:

2.1 Km/9600 Bps

2.7 Km/4800 Bps

3.6 Km/2400 Bps

Jumper Setting (For EX9520A/AR)

JP1: PIN 2,3 for RS485

PIN 1,2 for RS422

Power requirements: +10V ~ 30VDC

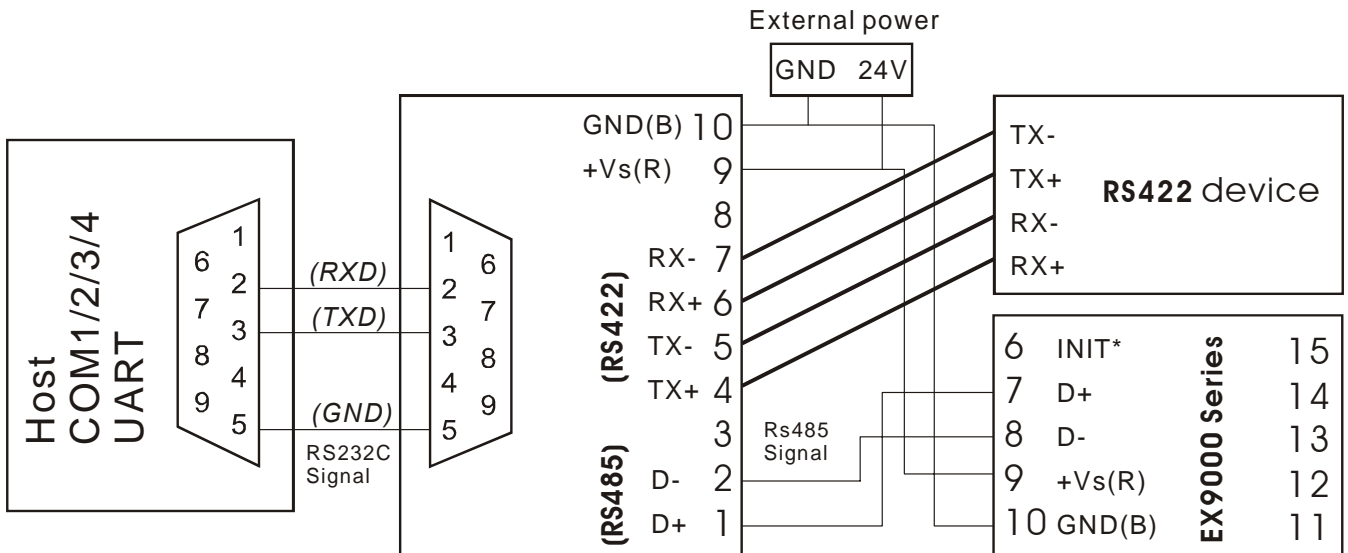
Power consumption 2.2W(max)

Dimension: 7cm * 10cm * 2cm

Serial products:

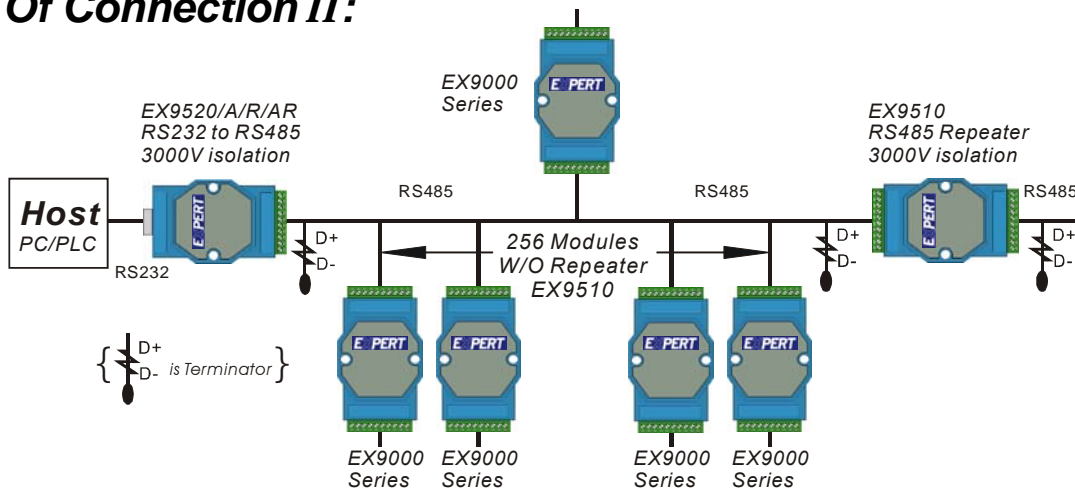
	422	485	Isolate	Repeater
EX9520		✓	232	
EX9520R		✓	485	
EX9520A	✓	✓	232	
EX9520AR	✓	✓	422/485	
EX9510		✓	485	✓
EX9510A	✓	✓	422/485	✓

Ref. Of Connection I:



Note: JP1 of 9520A/AR is selectable for RS485 or RS422

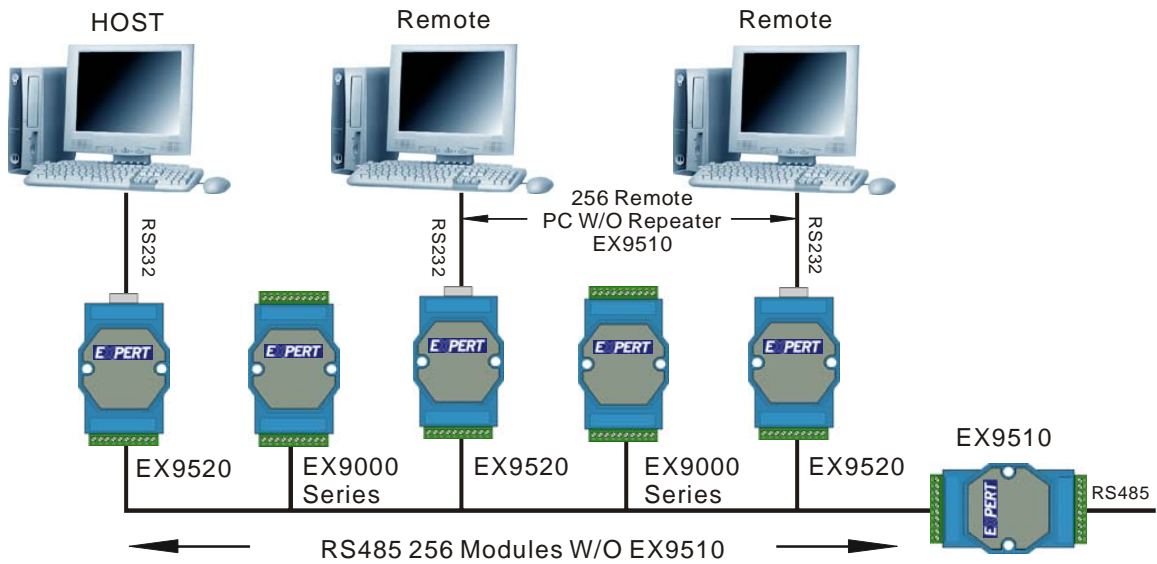
Ref. Of Connection II:



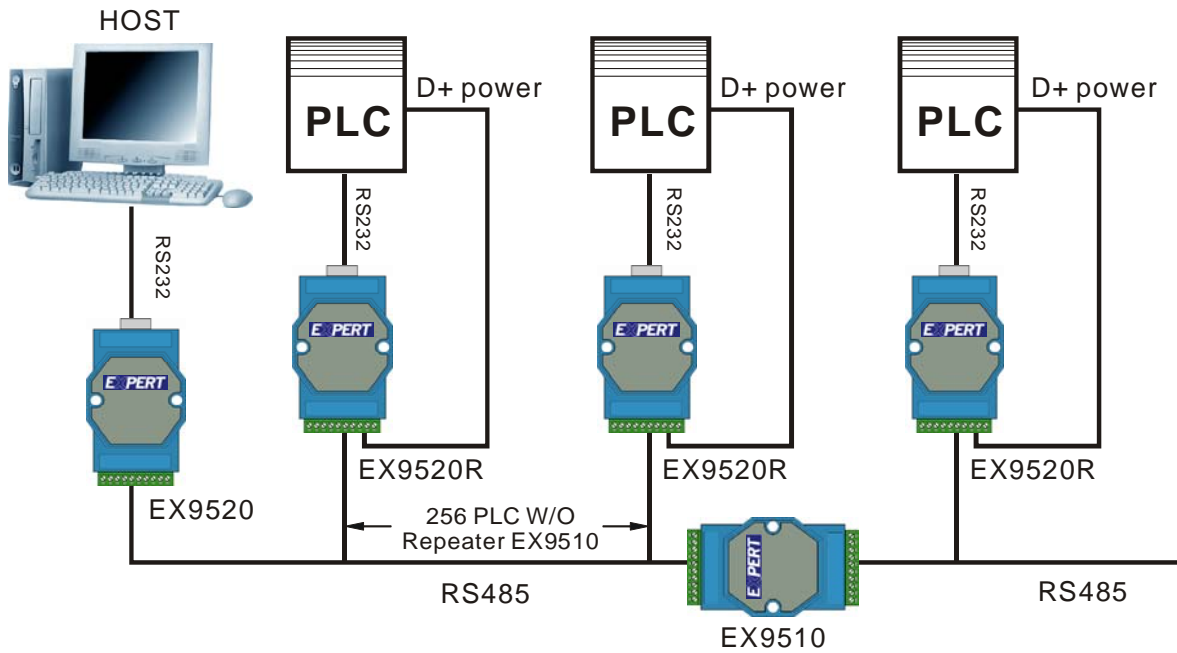
Note: If the length of RS485 Network is about 1.2km, try 110Ω first.
If the length of RS485 Network is about 600m, try 220Ω first.
If the length of RS485 Network is about 300m, try 330Ω first.

PC Network:

Note : Every remote-PC must have a unique address.



PLC Network:



RS232 Devices Network:

Note : 1. Every device must have a unique device address.
2. It will not send out a RS-232 signal if the destination address does not match with the device address.

